

CPD15/18/20/25 /30/35/38

GB2LI-H GB2LI-M GB3LI-S GE3LI-S GB2LI-S
GB6LI-H GB3LI-M GB6LI-S GE6LI-S GE2LI-S



LI TON 1.5-3.8 t
G2 Series Lithium-ion Battery
Forklift Truck



ANHUI HELI CO., LTD.

Add / No.668, FangXing Road, Hefei, China

Fax / +86-551-63639966

Tel / +86-551-63639068(America); 63639258(Europe);
63639358(Asia); 63662105(Africa & Middle East)



LinkedIn



YouTube



Facebook

Fearless of Any Rough Application,
HELI New Series Lithium Forklift,
Your Best Choice



Powerful Performance, High Efficiency

Customers can freely choose from the 3 different configurations: S, M, H. Especially M and H configurations are comparable with internal combustion trucks in terms of comprehensive performance.

22%
Maximum gradeability with load

19-20km/h
Driving speed

0.48m/s
Lifting speed with load

0.6m/s
Lifting speed without load

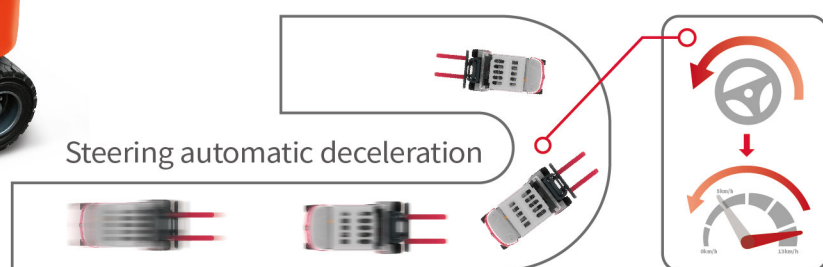
Note: the data displayed are all based on the model CPD30-GB2Li-H, and data for other trucks are shown in the table of technical parameters.

Smart and Safe, Ease In All Aspects

- Steering deceleration: Auto steering deceleration reduces the risk of turning over;
- Steering started by steering wheel: the steering wheel can directly start the steering function and provides the required oil quantity according to the steering wheel speed;
- Color screen instrument: Bilingual (CN/EN) options, full vehicle information at a glance;
- PES Three-speed mode: Choose multiple speed modes according to working conditions, guarantee work efficiency;
- Rear handle with horn switch for safer reversing;
- Lithium battery is automatically heated at low temperature, with excellent low temperature adaptability.



Steering automatic deceleration



Optimized Ergonomic Design, Better Driving Comfort



Large boarding space and foot operation space for more comfortable operation




New type of ratchet hand brake reduces operating force by 17%.



Brake fluid within reach, easy to check and refill

- Optimized mast and pressed overhead guard for improved visibility and safety.
- Ultra-low torque steering gear and lighter steering operation reduces driving fatigue.



USB power supply design is more thoughtful




IC truck type control valve stem, better fit to the driver's habits



High Quality & High Reliability

The integrated cast drive axle and reinforced cast steering axle have been proven in the market and are mature and reliable. The mast force optimization design improves the overall performance and effectively ensures the operation safety.



Tested in Rough Operating Environment



IPX4 waterproof: the vehicle is powered on to simulate a 15min short-time 5000L rainstorm test, and the vehicle can continue to run without failures.



After 10mins wading test, the vehicle has no failure. (Water depth 200mm)





The whole vehicle can be operated alternately in -20°C cold storage for 6 hours and parked in the cold storage for 12 hours without any failure and can continue to work.



The truck passed simulation experiment of bumpy road.

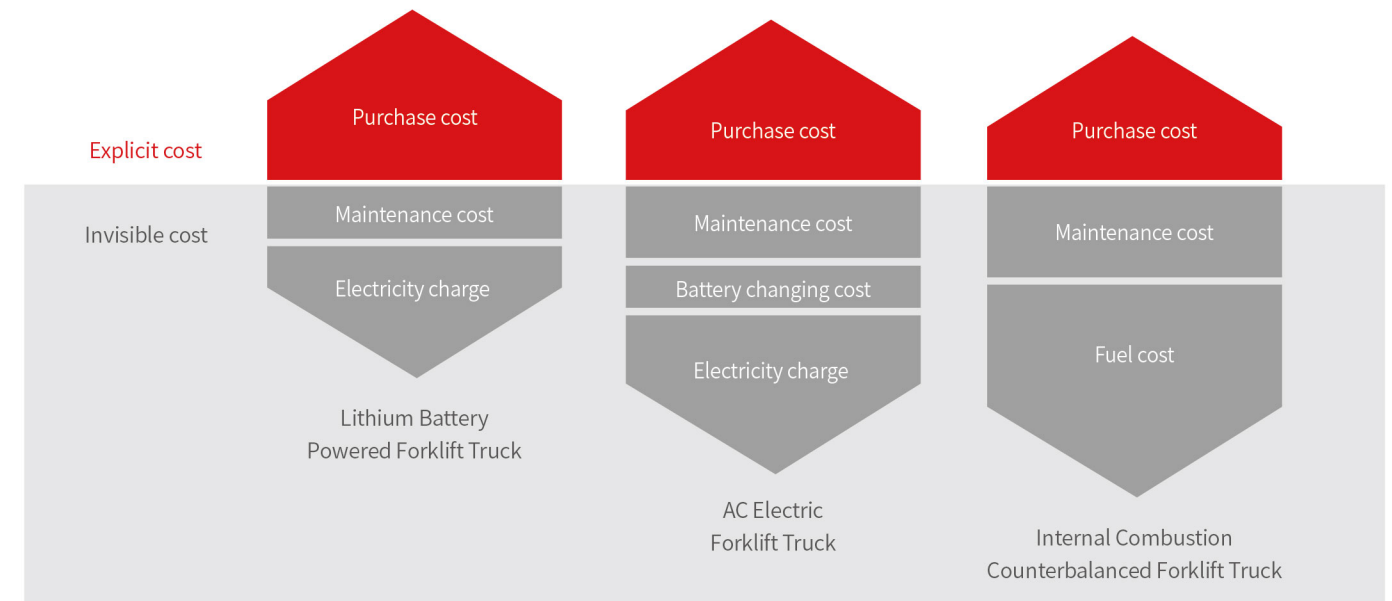
Centralized Checkpoints, Easy Maintenance




The electrical design is concentrated on the top of lithium battery, and the maintenance points are centralized, which is convenient for inspection and maintenance.

Operating Cost Comparison: Lithium battery forklift vs. Lead-acid battery forklift vs. IC forklift

The advantages of HELI lithium battery forklift trucks are more prominent in the life cycle cost. Compared with internal combustion forklift truck, lithium battery forklift truck has the advantages of no noise, no pollution, small vibration and simple operation. Compared with the lead-acid battery forklift truck, lithium battery forklift has the characteristics of fast charging and charging at any time, which is more suitable for multi shift operation. Besides, HELI lithium battery forklift is maintenance free, high power conversion efficiency, and economical overall operation cost.



Lithium Battery Advantages



- The truck selects mature and economical square iron phosphate lithium battery core and module used by large numbers of commercial vehicles;
- The module adopts aluminum alloy plate frame, which is firm, light in weight and has good heat dissipation effect;
- Fast charging: fast charging makes truck gapless operation possible, and it can be fully charged in up to one hour;
- High efficiency and safety: The charging and discharging efficiency is up to 98%, and temperature of thermal runaway is over 600 °C;
- Low temperature adaptability: Standard configuration of heating function ensures normal operation of low temperature environment;
- Long service life: Over 75% capacity reserved after 5 years or ten thousand hours.
- Maintenance free: the battery does not need manual maintenance and does not need to add distilled water electrolyte;
- Green and clean: no pollution and zero emission.

Manufacturer and Technical Data(Tabulation1)

Characteristics										
1.01	Manufacturer									
1.02	Model									
1.03	Configuration number									
1.04	Rated capacity	Q	kg	1500	1800	1500	1800	1500	1800	2000
1.05	Load center distance	c	mm	500	500	500	500	500	500	500
1.06	Power mode			Lithium battery	Lithium battery	Lithium battery	Lithium battery	Lithium battery	Lithium battery	Lithium battery
1.07	Driving mode			Seated	Seated	Seated	Seated	Seated	Seated	Seated
1.08	Front overhang	x	mm	409	409	409	409	409	409	414
1.09	Wheelbase	y	mm	1410	1410	1410	1410	1410	1410	1410
Weight										
2.01	Total weight (with/without battery)		kg	2950/2720	3180/2950	2950/2720	3180/2950	2950/2720	3180/2950	3280/3050
2.02	Axle load (laden,front/rear)		kg	3810/640	4290/690	3810/640	4290/690	3810/640	4290/690	4650/630
2.03	Axle load (unladen,front/rear)		kg	1340/1610	1330/1850	1340/1610	1330/1850	1340/1610	1330/1850	1360/1920
Tyres										
3.01	Tyre type			Pneumatic tyre	Pneumatic tyre	Pneumatic tyre	Pneumatic tyre	Pneumatic tyre	Pneumatic tyre	Pneumatic tyre
3.02	Tyre size,front			6.5-10-12PR	6.5-10-12PR	6.5-10-12PR	6.5-10-12PR	6.5-10-12PR	6.5-10-12PR	6.5-10-12PR
3.03	Tyre size,rear			16×6-8-10PR	16×6-8-10PR	16×6-8-10PR	16×6-8-10PR	16×6-8-10PR	16×6-8-10PR	16×6-8-10PR
3.04	Wheels,number front/rear (x=driven wheels)			2/2	2/2	2/2	2/2	2/2	2/2	2/2
3.05	Tread, front	b10	mm	930	930	930	930	930	930	930
3.06	Tread, rear	b11	mm	920	920	920	920	920	920	920
Dimensions										
4.01	Mast tilt angle (forward/backward)	α/β	°	6/10	6/10	6/10	6/10	6/10	6/10	6/10
4.02	Height (mast lowered)	h1	mm	1995	1995	1995	1995	1995	1995	1995
4.03	Free lifting height	h2	mm	155	155	155	155	155	155	155
4.04	Lifting height (standard)	h3	mm	3000	3000	3000	3000	3000	3000	3000
4.05	Max. height, extended (with backrest)	h4	mm	4014	4014	4014	4014	4014	4014	4014
4.06	Height of overhead guard	h6	mm	2140	2140	2140	2140	2140	2140	2140
4.07	Seat height relating to SIP (to ground)	h7	mm	1110	1110	1110	1110	1110	1110	1110
4.08	Towing coupling height	h10	mm	260	260	260	260	260	260	260
4.09	Overall length (with fork)	l1	mm	3060	3060	3060	3060	3060	3060	3060
4.10	Overall length (without fork)	l2	mm	2140	2140	2140	2140	2140	2140	2140
4.11	Overall width	b1	mm	1120	1120	1120	1120	1120	1120	1120
4.12	Fork size:thickness x width x length	s/e/l	mm	35×100×920	35×100×920	35×100×920	35×100×920	35×100×920	35×100×920	40×100×920
4.13	Fork carriage, according to ISO2328			2A	2A	2A	2A	2A	2A	2A
4.14	Distance across fork-arms, Max./Min.	b5	mm	960/200	960/200	960/200	960/200	960/200	960/200	960/200
4.15	Ground clearance (at mast)	m1	mm	110	110	110	110	110	110	110
4.16	Ground clearance (center of wheelbase)	m2	mm	120	120	120	120	120	120	120
4.17	Right angle stacking aisle width for pallet 800 x1200mm lengthways	Ast	mm	3469	3469	3469	3469	3469	3469	3469
4.18	Right angle stacking aisle width for pallet 1000 x1200mm crossways	Ast	mm	3669	3669	3669	3669	3669	3669	3669
4.19	Min. outside turning radius	Wa	mm	1860	1860	1860	1860	1860	1860	1860
Performance data										
5.01	Travel speed (laden/unladen)		km/h	19/20	19/20	17/18	17/18	14/15	14/15	14/15
5.02	Lift speed (laden/unladen)		m/s	0.54/0.6	0.5/0.6	0.48/0.6	0.44/0.6	0.37/0.5	0.34/0.5	0.31/0.5
5.03	Lowering speed (laden/unladen)		m/s	0.47/0.5	0.47/0.5	0.47/0.5	0.47/0.5	0.47/0.5	0.47/0.5	0.47/0.5
5.04	Max.drawbar pull (laden)		N	14000	14000	12800	12800	10000	10000	10000
5.05	Max.gradeability (laden/unladen)		%	25/22	22/20	22/20	20/20	17/20	15/20	15/20
5.06	Acceleration time(10 m)(laden/unladen)		s	5.0/4.5	5.0/4.5	5.0/4.5	5.0/4.5	5.5/5.0	5.5/5.0	5.5/5.0
Battery										
6.01	Battery voltage/Capacity		V/Ah	80/202	80/202	80/202	80/202	80/150	80/150	80/150
6.02	Battery weight		kg	230	230	230	230	230	230	230
Motor and controller										
7.01	Driving motor powering (S2-60min)		kW	10	10	9.5	9.5	8	8	8
7.02	Lifting motor powering (S3-15%)		kW	18	18	16.5	16.5	10.6	10.6	10.6
7.03	Driving motor controlling mode			MOSFET/AC	MOSFET/AC	MOSFET/AC	MOSFET/AC	MOSFET/AC	MOSFET/AC	MOSFET/AC
7.04	Lifting motor controlling mode			MOSFET/AC	MOSFET/AC	MOSFET/AC	MOSFET/AC	MOSFET/AC	MOSFET/AC	MOSFET/AC
Addition data										
8.01	Service brake/Parking brake			Hydraulic/Mechanical	Hydraulic/Mechanical	Hydraulic/Mechanical	Hydraulic/Mechanical	Hydraulic/Mechanical	Hydraulic/Mechanical	Hydraulic/Mechanical
8.02	Operating pressure for attachments		Mpa	16	16	16	16	16	16	16

Note:

(1) In the configuration number, 2 refers to ZAPI controller, 3 refers to Inmotion controller, 6 refers to HELI technology controller.

(2) h7 is the value for standard configuration. For He'an suspension seat, h7 is 30mm increased; for Grammer's suspension seat, h7 is 60mm increased

Manufacturer and Technical Data(Tabulation2)

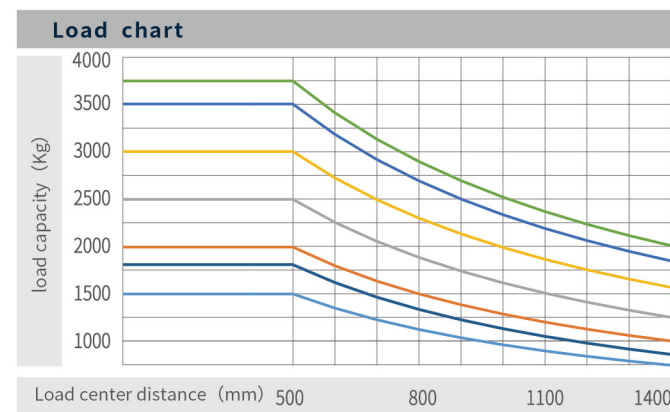
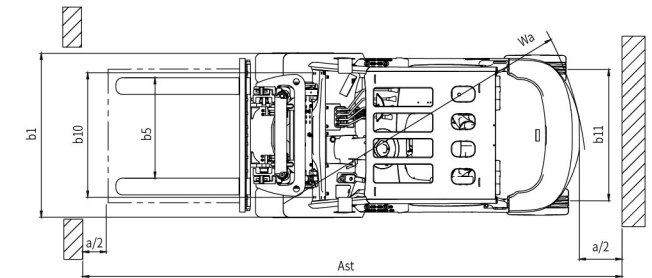
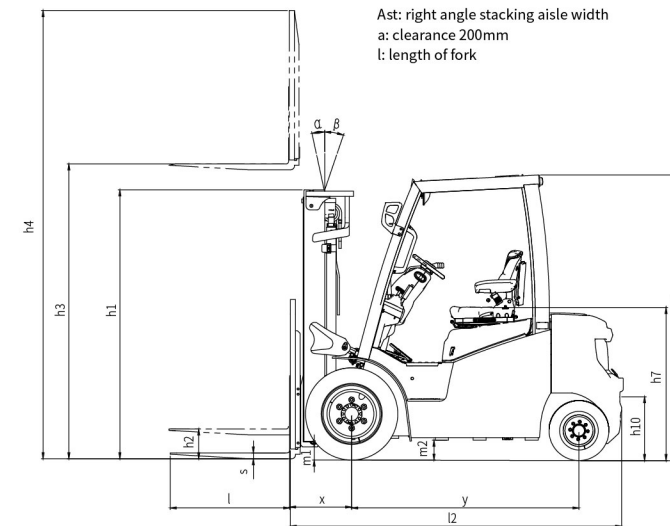
Characteristics										
1.01	Manufacturer									
1.02	Model									
1.03	Configuration number									
1.04	Rated capacity	Q	kg	2000	2500	2000	2500	2000	2500	2500
1.05	Load center distance	c	mm	500	500	500	500	500	500	500
1.06	Power mode			Lithium battery	Lithium battery	Lithium battery	Lithium battery	Lithium battery	Lithium battery	Lithium battery
1.07	Driving mode			Seated	Seated	Seated	Seated	Seated	Seated	Seated
1.08	Front overhang	x	mm	460	460	460	460	460	460	460
1.09	Wheelbase	y	mm	1650	1650	1650	1650	1650	1650	1650
Weight										
2.01	Total weight (with/without battery)		kg	3570/3350	3960/3740	3570/3350	3960/3740	3570/3350	3960/3740	3960/3740
2.02	Axle load (laden,front/rear)		kg	4960/610	5750/710	4960/610	5750/710	4960/610	5750/710	5750/710
2.03	Axle load (unladen,front/rear)		kg	1800/1770	1800/2160	1800/1770	1800/2160	1800/1770	1800/2160	1800/2160
Tyres										
3.01	Tyre type			Pneumatic tyre	Pneumatic tyre	Pneumatic tyre	Pneumatic tyre	Pneumatic tyre	Pneumatic tyre	Pneumatic tyre
3.02	Tyre size,front			7.00-12-14PR	7.00-12-14PR	7.00-12-14PR	7.00-12-14PR	7.00-12-14PR	7.00-12-14PR	7.00-12-14PR
3.03	Tyre size,rear			18×7-8-14PR	18×7-8-14PR	18×7-8-14PR	18×7-8-14PR	18×7-8-14PR	18×7-8-14PR	18×7-8-14PR
3.04	Wheels,number front/rear (x=driven wheels)			2/2	2/2	2/2	2/2	2/2	2/2	2/2
3.05	Tread, front	b10	mm	970	970	970	970	970	970	970
3.06	Tread, rear	b11	mm	960	960	960	960	960	960	960
Dimensions										
4.01	Mast tilt angle (forward/backward)	α/β	°	6/12	6/12	6/12	6/12	6/12	6/12	6/12
4.02	Height (mast lowered)	h1	mm	2000	2000	2000	2000	2000	2000	2000
4.03	Free lifting height	h2	mm	150	150	150	150	150	150	150
4.04	Lifting height (standard)	h3	mm	3000	3000	3000	3000	3000	3000	3000
4.05	Max. height, extended (with backrest)	h4	mm	4030	4030	4030	4030	4030	4030	4030
4.06	Height of overhead guard	h6	mm	2170	2170	2170	2170	2170	2170	2170
4.07	Seat height relating to SIP (to ground)	h7	mm	1140	1140	1140	1140	1140	1140	1140
4.08	Towing coupling height	h10	mm	290	290	290	290	290	290	290
4.09	Overall length (with fork)	l1	mm	3352	3502	3352	3502	3352	3502	3502
4.10	Overall length (without fork)	l2	mm	2432	2432	2432	2432	2432	2432	2432
4.11	Overall width	b1	mm	1160	1160	1160	1160	1160	1160	1160
4.12	Fork size:thickness x width x length	s/e/l	mm	40×122×920	40×122×1070	40×122×920	40×122×1070	40×122×920	40×122×1070	40×122×1070
4.13	Fork carriage, according to ISO2328			2A	2A	2A	2A	2A	2A	2A
4.14	Distance across fork-arms, Max./Min.	b5	mm	1030/250	1030/250	1030/250	1030/250	1030/250	1030/250	1030/250
4.15	Ground clearance (at mast)	m1	mm	115	115	115	115	115	115	115
4.16	Ground clearance (center of wheelbase)	m2	mm	130	130	130	130	130	130	130
4.17	Right angle stacking aisle width for pallet 800 x1200mm lengthways	Ast	mm	3710	3710	3710	3710	3710	3710	3710
4.18	Right angle stacking aisle width for pallet 1000 x1200mm crossways	Ast	mm	3910	3910	3910	3910	3910	3910	3910
4.19	Min. outside turning radius	Wa	mm	2070	2070	2070	2070	2070	2070	2070
Performance Data										
5.01	Travel speed (laden/unladen)		km/h	19/20	19/20	18/19	18/19	14/15	14/15	14/15
5.02	Lift speed (laden/unladen)		m/s	0.49/0.6	0.47/0.6	0.46/0.56	0.44/0.56	0.38/0.49	0.35/0.49	0.35/0.49
5.03	Lowering speed (laden/unladen)		m/s	0.47/0.5	0.47/0.5	0.47/0.5	0.47/0.5	0.47/0.5	0.47/0.5	0.47/0.5
5.04	Max.drawbar pull (laden)		N	22500	22500	19000	19000	16500	16500	16500
5.05	Max.gradeability (laden/unladen)		%	25/28	24/28	22/28	20/28	18/25	16/25	16/25
5.06	Acceleration time(10 m)(laden/unladen)		s	5.5/4.8	5.8/5.1	5.8/5.1	6.0/5.3	6.0/5.3	6.4/5.6	6.4/5.6
Battery										
6.01	Battery voltage/Capacity		V/Ah	80/271	80/271	80/271	80/271	80/202	80/202	80/202
6.02	Battery weight		kg	220	220	220	220	220	220	220
Motor and controller										
7.01	Driving motor powering (S2-60min)		kW	17	17	16.6	16.6	15	15	15
7.02	Lifting motor powering (S3-15%)		kW	26	26	25.5	25.5	21	21	21
7.03	Driving motor controlling mode			MOSFET/AC	MOSFET/AC	MOSFET/AC	MOSFET/AC	MOSFET/AC	MOSFET/AC	MOSFET/AC
7.04	Lifting motor controlling mode			MOSFET/AC	MOSFET/AC	MOSFET/AC	MOSFET/AC	MOSFET/AC	MOSFET/AC	MOSFET/AC
Addition data										
8.01	Service brake/Parking brake			Hydraulic/Mechanical	Hydraulic/Mechanical	Hydraulic/Mechanical	Hydraulic/Mechanical	Hydraulic/Mechanical	Hydraulic/Mechanical	Hydraulic/Mechanical
8.02	Operating pressure for attachments		Mpa	16						

Manufacturer and Technical Data(Tabulation3)

Characteristics										
1.01	Manufacturer		HELI							
1.02	Model		CPD30	CPD35	CPD30	CPD35	CPD30	CPD35	CPD38	CPD38
1.03	Configuration number		GB2LI-H* GB6LI-H	GB2LI-H* GB6LI-H	GB2LI-M* GB3LI-M	GB2LI-M* GB3LI-M	GB2LI-S* GB3LI-S GB6LI-S	GB2LI-S* GB3LI-S GB6LI-S	GB2LI-M* GB3LI-M	GB2LI-S* GB3LI-S GB6LI-S
1.04	Rated capacity	Q	kg	3000	3500	3000	3500	3000	3500	3800
1.05	Load center distance	c	mm	500	500	500	500	500	500	500
1.06	Power mode			Lithium battery	Lithium battery	Lithium battery	Lithium battery	Lithium battery	Lithium battery	Lithium battery
1.07	Driving mode			Seated	Seated	Seated	Seated	Seated	Seated	Seated
1.08	Front overhang	x	mm	477	482	477	482	477	482	482
1.09	Wheelbase	y	mm	1750	1750	1750	1750	1750	1780	1780
Weight										
2.01	Total weight (with/without battery)		kg	4580/4230	5000/4650	4580/4230	5000/4650	4580/4230	5000/4650	5230/4880
2.02	Axle load (laden, front/rear)		kg	6730/850	7580/920	6730/850	7580/920	6730/850	7580/920	8128/902
2.03	Axle load (unladen, front/rear)		kg	2050/2530	2112/2888	2050/2530	2112/2888	2050/2530	2112/2888	2228/3002
Tyres										
3.01	Tyre type			Pneumatic/Solid tyre	Solid tyre	Pneumatic/Solid tyre	Solid tyre	Pneumatic/Solid tyre	Solid tyre	Pneumatic/Solid tyre
3.02	Tyre size, front			28×9-15-14PR	28×9-15	28×9-15-14PR	28×9-15	28×9-15-14PR	28×9-15	28×12.5-15-24PR
3.03	Tyre size, rear			200/50-10	200/50-10	200/50-10	200/50-10	200/50-10	200/50-10	200/50-10
3.04	Wheels, number front/rear (x=driven wheels)			2/2	2/2	2/2	2/2	2/2	2/2	2/2
3.05	Tread, front	b10	mm	1000	1000	1000	1000	1000	1080	1080
3.06	Tread, rear	b11	mm	970	970	970	970	970	970	970
Dimensions										
4.01	Mast tilt angle (forward/backward)	α/β	°	6/12	6/12	6/12	6/12	6/12	6/12	6/12
4.02	Height (mast lowered)	h1	mm	2070	2120	2070	2120	2070	2120	2180
4.03	Free lifting height	h2	mm	155	160	155	160	155	160	160
4.04	Lifting height (standard)	h3	mm	3000	3000	3000	3000	3000	3000	3000
4.05	Max. height, extended (with backrest)	h4	mm	4217	4217	4217	4217	4217	4217	4217
4.06	Height of overhead guard	h6	mm	2180	2180	2180	2180	2180	2180	2180
4.07	Seat height relating to SIP (to ground)	h7	mm	1150	1150	1150	1150	1150	1150	1150
4.08	Towing coupling height	h10	mm	320	320	320	320	320	320	320
4.09	Overall length (with fork)	l1	mm	3639	3644	3639	3644	3639	3644	3692
4.10	Overall length (without fork)	l2	mm	2569	2574	2569	2574	2569	2574	2622
4.11	Overall width	b1	mm	1225	1225	1225	1225	1225	1225	1392
4.12	Fork size:thickness x width x length	s/e/l	mm	45×125×1070	50×125×1070	45×125×1070	50×125×1070	45×125×1070	50×125×1070	50×125×1070
4.13	Fork carriage, according to ISO2328			3A	3A	3A	3A	3A	3A	3A
4.14	Distance across fork-arms, Max./Min.	b5	mm	1060/250	1060/250	1060/250	1060/250	1060/250	1060/250	1060/250
4.15	Ground clearance (at mast)	m1	mm	130	130	130	130	130	130	130
4.16	Ground clearance (center of wheelbase)	m2	mm	140	140	140	140	140	140	140
4.17	Right angle stacking aisle width for pallet 800 x1200mm lengthways	Ast	mm	3892	3897	3892	3897	3892	3897	3932
4.18	Right angle stacking aisle width for pallet 1000 x1200mm crossways	Ast	mm	4092	4097	4092	4097	4092	4097	4132
4.19	Min. outside turning radius	Wa	mm	2215	2215	2215	2215	2215	2215	2250
Performance data										
5.01	Travel speed (laden/unladen)		km/h	19/20	19/20	18/19	18/19	14/15	14/15	17/18
5.02	Lift speed (laden/unladen)		m/s	0.48/0.6	0.44/0.54	0.41/0.54	0.39/0.54	0.37/0.49	0.34/0.45	0.38/0.51
5.03	Lowering speed (laden/unladen)		m/s	0.47/0.5	0.47/0.5	0.47/0.5	0.47/0.5	0.47/0.5	0.47/0.5	0.47/0.5
5.04	Max. drawbar pull (laden)		N	23500	23500	21500	21500	17500	17500	21500
5.05	Max. gradeability (laden/unladen)		%	22/28	20/28	20/28	18/28	16/25	15/25	17/25
5.06	Acceleration time(10 m)(laden/unladen)		s	5.5/4.8	5.8/5.1	5.8/5.1	6.0/5.3	6.0/5.3	6.4/5.6	5.7/5
Battery										
6.01	Battery voltage/Capacity		V/Ah	80/404	80/404	80/404	80/404	80/280	80/280	80/346
6.02	Battery weight		kg	350	350	350	350	350	350	350
Motor and controller										
7.01	Driving motor powering (S2-60min)		kW	17	17	16.6	16.6	15	15	17
7.02	Lifting motor powering (S3-15%)		kW	26	26	25.5	25.5	21	21	26
7.03	Driving motor controlling mode			MOSFET/AC	MOSFET/AC	MOSFET/AC	MOSFET/AC	MOSFET/AC	MOSFET/AC	MOSFET/AC
7.04	Lifting motor controlling mode			MOSFET/AC	MOSFET/AC	MOSFET/AC	MOSFET/AC	MOSFET/AC	MOSFET/AC	MOSFET/AC
Addition data										
8.01	Service brake/Parking brake			Hydraulic/Mechanical	Hydraulic/Mechanical	Hydraulic/Mechanical	Hydraulic/Mechanical	Hydraulic/Mechanical	Hydraulic/Mechanical	Hydraulic/Mechanical
8.02	Operating pressure for attachments		Mpa	16	16	16	16	16	16	16

Note:

- (1) In the configuration number, 2 refers to ZAPI controller, 3 refers to Inmotion controller, 6 refers to HELI technology controller.
- (2) h7 is the value for standard configuration. For He'an suspension seat, h7 is 30mm increased; for Grammer's suspension seat, h7 is 60mm increased



- 1.5t
- 1.8t
- 2.0t
- 2.5t
- 3.0t
- 3.5t
- 3.8t

NOTE:
Vertical axle stands for load capacity while horizontal axle stands for load center. Load center is the distance counted from the front of the fork. The base point of the standard load is the center point of the cubic with the same 1000mm dimension in length, width and height. The load capacity should be down, if mast tilts forward, using non-standard forks or loading goods with extra width. Please notice the different load capacity between different load centers according to load chart.

Color Options (the color of truck body can be customized)			
Model	Standard configuration	Selective assembly1	Selective assembly2
H			
M			
S			

Note: The color of the appearance of model CPD15/18/20/25/30/35-GB6LI-H is the same with that of model M and S.

Lithium battery (Tabulation1)

Battery brand	CATL									
	80V/150Ah*	80V/202Ah*	80V/228Ah*	80V/271Ah*	80V/302Ah*	80V/346Ah	80V/404Ah*	80V/456Ah*	80V/542Ah*	80V/604Ah*
1.5-1.8-2t(E)S	○	○	○	○	○	—	—	—	—	—
1.5-1.8t M	—	●	○	○	○	—	—	—	—	—
1.5-1.8t H	—	●	○	○	○	—	—	—	—	—
2-2.5t S	—	○	○	○	○	○	○	○	—	—
2-2.5t M	—	—	—	●	○	○	○	○	—	—
2-2.5t H	—	—	—	●	○	○	○	○	—	—
3-3.5t S	—	—	—	○	○	○	○	○	○	○
3-3.5t M	—	—	—	—	—	○	●	○	○	○
3-3.5t H	—	—	—	—	—	○	●	○	○	○
3.8t S	—	—	—	○	○	○	○	○	○	○
3.8t M	—	—	—	—	—	●	○	○	○	○
Heating at low Temperature						●				

Note: "●" standard ; "○" optional ; "—" non-configurable;

Lithium battery (Tabulation2)

Battery brand	HELI					EIKTO				
	80V/150Ah*	80V/202Ah*	80V/280Ah*	80V/404Ah*	80V/560Ah*	80V/150Ah	80V/220Ah	80V/270Ah	80V/300Ah	80V/350Ah
1.5-1.8-2t(E)S	●	○	○	—	—	○	○	○	—	—
1.5-1.8t M	—	○	○	—	—	—	—	—	—	—
1.5-1.8t H	—	○	○	—	—	—	—	—	—	—
2-2.5t S	—	●	○	○	—	—	○	—	○	○
2-2.5t M	—	—	○	○	—	—	—	—	—	—
2-2.5t H	—	—	○	○	—	—	—	—	—	—
3-3.5t S	—	—	●	○	○	—	—	—	○	○
3-3.5t M	—	—	—	○	○	—	—	—	—	—
3-3.5t H	—	—	—	○	○	—	—	—	—	—
3.8t S	—	—	●	○	○	—	—	—	○	○
3.8t M	—	—	—	○	○	—	—	—	—	—
Heating at low Temperature						●				

Note: "●" standard ; "○" optional ; "—" non-configurable;

Charger

Model	D80V200ALi-123 D80V200ALi-423		D80V-100A-Li-123 D80V-100A-Li-423	
	Applied battery type	48/80V lithium battery recommendation: capacity higher than 240Ah		48/80V lithium battery recommendation: capacity lower than 240Ah
Wiring type	Three-phase four-wiring type			
Power of charger	KVA	22	10	
Air switch model of Upper level power	A	63	32	
Input voltage range	Vac	380±15%		
Input current	A	<40	<20	
Output current	A	0~200	0~100	
Protection level	(For indoor use)			
Working ambient temperature	°C	-20~+45		
Plugs and sockets	Charger meeting national standard			
Charger	Full charging time=required charging capacity/charging current+0.2h For example: the battery capacity is 80V/404Ah, and the discharging state is alarmed by instrument, The charger is 200A, thus the full charging time is 404*0.9/200+0.2≈2h			

Optional

Model	S	M	H
Steering automatic deceleration	●	●	●
Reversing handle with horn button	●	●	●
Over speed alarm (5km/h)	○	○	○
Over speed alarm (8km/h)	○	○	○
Over speed alarm (10km/h)	○	○	○
OPS (excluding descent)	●	●	○
OPS	○	○	●
Seat switch	○	○	○
Multi way valve overload	●	●	●
Dry-powder fire extinguisher (0.5kg)	○	○	○
Dry-powder fire extinguisher (2kg)	○	○	○
Backward buzzer	●	●	●
Reversing chinese language speaker	○	○	○
Electronic upper buffer	—	○	○
Rearview mirror with angle in the middle	●	●	●
Left and right rearview mirror+rearview mirror with angle in the middle	○	○	○
Reversing radar (4 probes)	○	○	○
Reversing image (1 camera +4 probes)	○	○	○
Semi-enclosed seat	●	●	●
Suspension seat	○	○	○
USB	●	●	●
Steer activated by steering wheel	●	●	●
Mechanical valve	●	●	●
Electro-magnetic valve(proportion valve+thumb switch)	—	○*	○*
Fan	○	○	○
Height of overhead guard 50mm increased	○	○	○
Overhead guard with protection net	○	○	○
Panel-mounted cab (with fan +windshield wiper)	○	○	○
With heater	○	○	○
With cooling air conditioner (rear installed type)	○	○	○
With cooling air conditioner (rear installed type) +heater	○	○	○
With front windshield glass (with wiper)	○	○	○
With rear windshield glass	○	○	○
With top rainshield glass (without fan)	○	○	○
LED rear working light	○	○	○
Rear LED red/blue spot light	○	○	○
Three sides (left, right and rear) red/blue bar light	○	○	○
Fixed LED flickering warning light	●	●	●
Fixed LED rotating warning light	○	○	○
Fixed LED rotating and buzzer alarm light	○	○	○
Single tyre (front wheel)	●	●	●
Dual tyres (front wheel)	○	○	○
Metric thread	●	●	●
American thread	○	○	○
Sleeve for tilting cylinder	●	●	●
Sleeve for tilting cylinder and steering cylinder	○	○	○
FCIS standard type (for China)	●	●	●

Note: "●" standard ; "○" optional ; "—" non-configurable; * : only ZAPI controller